


# carif<sup>®</sup> NEW 550 BSA VAR-E



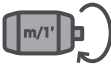

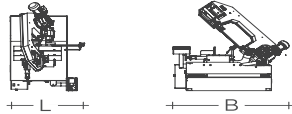

SEMI-AUTOMATIC HYDRAULIC DOUBLE MITER

*New Arm, New Features, Wider Cutting Capacity*



	⊘				▧				▨			
	90°	-45°	+45°	+60°	+90°	-45°	+45°	+60°	+90°	-45°	+45°	+60°
mm	330	300	330	200	300/ 330*	260	300	140/ 170*	550x200 500x300 460 x 330 *	300x220	320x300	200x140
In.	13"	12"	13"	7.8"	11.8" / 13" *	10.2"	11.8"	5.5" / 6.8" *	21.6" x 7.8" 19.7" x 11.8" 18" x 13" *	11.8" x 8.7"	13" x 11.8"	7.8" x 5.5"

\* with thickness

					
mm / inch	KW - HP	m/1' / FPM	mm / inch	B L H** h	Kg /Lbs
3820 x 34x 1,1 12' 6 1/2" x 1 1/4"	4 - 0,75 - 0,12 5.4 - 1 - 0.16	15 ÷ 100 49 ÷ 328	550 21.6"	2050 80.7" 1180 46.5" 2080 / 82" 830 32.7"	1100 2500

**CARIF 550 is a rigid Semi\_automatic Hydraulic double miter saw, with a massive base structure, sturdy steel head welded in one unique piece, an heavy duty gear box 4Kw (5.5HP) and a super high quality finishing, all in a compact footprint.**

**The Carif Patented Hydraulic system integrated in the machine allows a fine adjustment of BOW FEED and CUTTING PRESSURE to cut all kinds of material.**




Swing Arm Control Display to set: Blade Speed, Cutting position, Piece Counter, Blade tension.



1 Sensor for monitoring blade rotation +  
1 Sensor for monitoring blade tension.




Gear Box + Electronic speed variator 4Kw;  
Speed range 15÷100 m/min.



Eccentric roller for short piece cutting.



Frame Cover opening through hinges for a comfortable and practical blade change.



Potentiometer to set and memorize the blade position for every cut.




Powered blade brush on motor wheel.



45Lt. Tank + Coolant pump 0.12Kw 3ph. inside the base on stainless steel plate.


## Optional

- Mist Lubrication system
- Digital Angle
- (Standard for USA / CANADA)
- Laser Indicator
- (Standard for USA / CANADA)
- Led Light
- (Standard for USA / CANADA)
- Hydraulic vertical clamp
- Flushing hose



## Roller Units

- Modular roller-unit type "A" :  
L=1m (3Ft)- width 510 mm (20") - cap. 3 t/m
- Modular roller-unit "B" :  
L= 1m (3Ft) - W=510 mm (20") - cap. 3 t/m
- Plan "C" for connection unit "A" to the machine
- Measuring Systems MS | DMS



**..BUILT TO LAST**



**CARIF SAWING MACHINES S.R.L.**  
20029 Turbigo (Milan)- Italy  
carif@carif.it | www.carif.it